



Museo per tutti

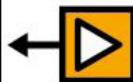
Accessibile alle persone con disabilità intellettiva



Guida Museo per tutti



del



Museo Ridola



MUSEO PER TUTTI
IDEATO E REALIZZATO DA





I simboli pittografici utilizzati sono di proprietà del governo di Aragona e sono stati creati da Sergio Palao per ARASAAC (<http://www.arasaac.org>), che li distribuisce sotto Licenza Creative Commons BY-NC-SA.

Direzione Carlo Riva

Progetto grafico e impaginazione Paola Longobardi

Testi Veronica Cicalò e Chiara Maria Piccoli con la consulenza del personale scientifico e della Direttrice Annamaria Mauro

Fotografie su concessione del MiC-Musei nazionali di Matera

Finito di stampare nel maggio 2024

Tutti i diritti riservati

Museo per tutti® è un marchio di proprietà dell'Associazione L'abilità Onlus, (Ufficio italiano Brevetti e Marchi, numero di deposito 302016000069337, 4/7/2016).

È fatto divieto di produrre, modificare la guida e di riprodurre il marchio senza autorizzazione dell'Associazione L'abilità Onlus.

Questa guida accessibile è scaricabile dal sito www.museopertutti.org



Questa è la guida Museo per tutti del **Museo Ridola di Matera**.

A pagina 4 trovi l'**indice della guida**.

Usa questo elenco per capire quali pagine possono servirti per organizzare la tua visita.

Le informazioni per organizzare la visita sono dentro la **guida sociale**.

Scegli cosa vorrai vedere durante la visita e leggi le schede delle opere, degli oggetti o delle sale che hai scelto prima di andare al museo.

È importante leggere le schede prima della visita così quando sarai al Museo non sarai preoccupato perché sei in un posto nuovo.










Se hai scaricato questa guida al Museo, puoi leggere le schede che ti spiegano:


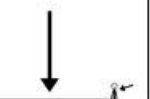









- le regole per stare dentro il Museo
- la storia del Museo
- gli oggetti e le sale di questo Museo

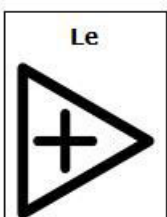
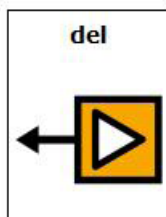
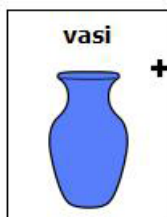
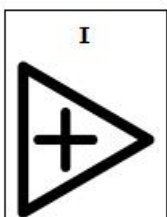
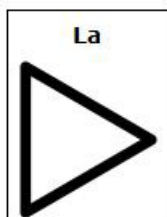
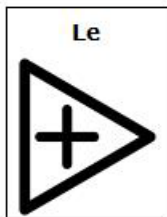

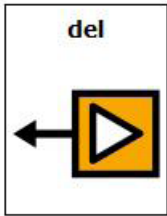
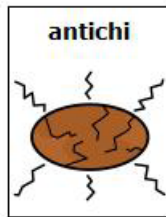
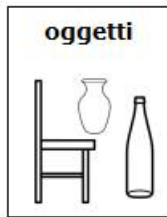
Dopo la visita puoi usare la guida Museo per tutti per rivedere e ricordare gli oggetti che hai scoperto e che ti sono piaciuti di più.

Se la visita ti è piaciuta puoi tornare quante volte vuoi per guardare nuovi oggetti o rivedere quelli che ti sono piaciuti di più.

Dentro 	la 	guida Museo per tutti 	troverai: 
--	---	--	--

La 	guida sociale 	per 	visitare 	
il 	Museo Ridola 		Pagine + 	arancioni 

Che cosa 	è 	il 	Museo Ridola 		Pagine + 	verdi 
La 	storia del Museo Ridola 					
La 	storia di Matera 					





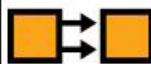
La



guida sociale



per



visitare

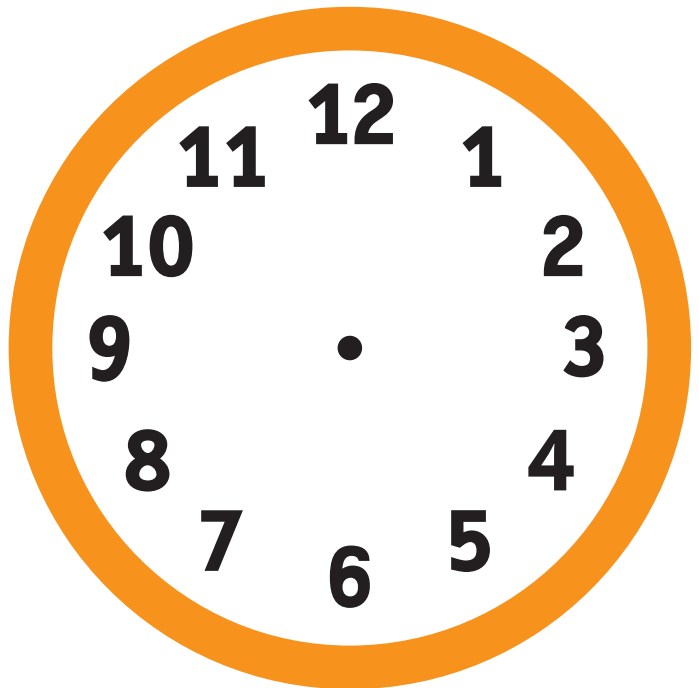
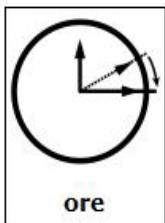
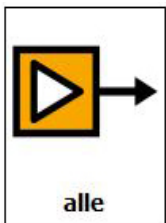
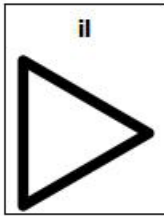



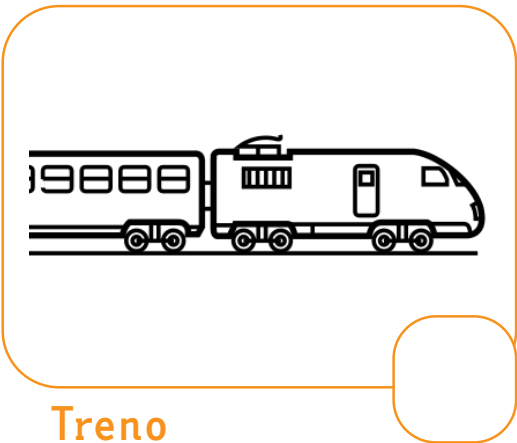


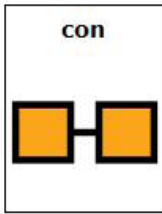
il

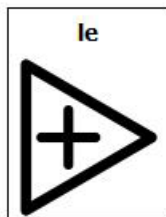
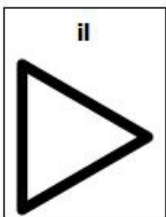
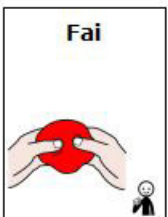
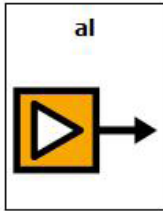


Museo Ridola








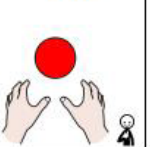






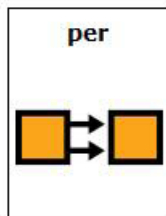

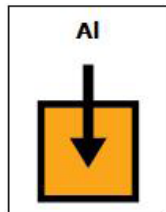




<p>Le</p> 	<p>regole</p> 	<p>del</p> 	<p>Museo Ridola</p> 
---	---	--	---



<p>Non correre.</p> 	<p>Non toccare</p> 	<p>le</p> 	<p>opere d'arte.</p> 
<p>Non gridare.</p> 	<p>Puoi</p> 	<p>fare fotografie</p> 	<p>senza flash.</p> 
<p>Non mangiare.</p> 	<p>Non bere.</p> 		





Che cosa

è

il

Museo Ridola

La



storia del Museo Ridola



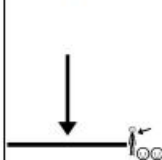
Il




Museo Ridola



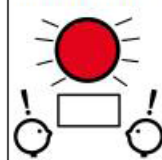
è



un



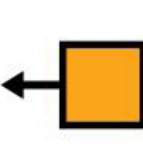
importante



museo archeologico



di



Matera.





Dentro 	ci sono 	oggetti 	di 	moltissimo 	tempo 	fa.
Questi 	oggetti 	ti 	fanno 	capire 		
come 	vivevano 	le 	persone 	moltissimo 	tempo 	fa.

Museo Ridola



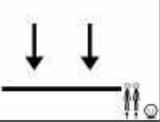
Palazzo Lanfranchi




Ex Ospedale di San Rocco




sono



i




Musei nazionali di Matera.



Visitando



i



Musei nazionali di Matera




puoi



capire





la


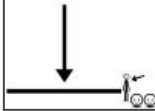


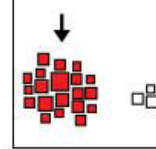



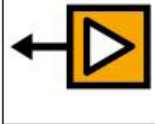
storia della Basilicata.



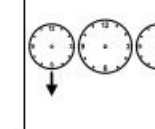
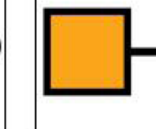



<p>La</p> 	<p>storia di Matera</p> 
---	---

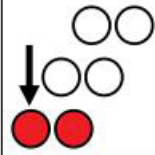

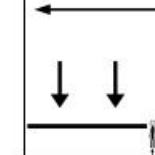


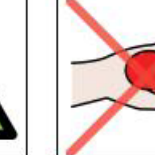



<p>Matera</p> 	<p>è</p> 	<p>la</p> 	<p>città</p> 	<p>più</p> 	<p>importante</p> 
--	--	---	--	--	--

<p>della</p> 	<p>Basilicata.</p> 
---	--

<p>Molto</p> 	<p>tempo</p> 	<p>fa</p> 	<p>a</p> 	<p>Matera</p> 
---	--	---	--	---












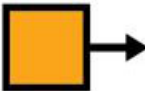


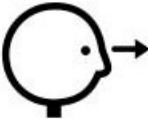




<p>c'erano</p> 	<p>molti</p> 	<p>contadini</p> 	<p>e</p> 	<p>pastori.</p> 
---	--	--	--	---

<p>Queste</p> 	<p>persone</p> 	<p>erano</p> 	<p>povere</p> 	<p>e</p> 	<p>non avevano</p> 	<p>soldi.</p> 
--	--	--	---	--	---	---



<p>Le</p>	<p>persone</p>	<p>povere</p>	<p>vivevano</p>	<p>in</p>	<p>case^{+s}</p>	<p>scavate</p>
<p>nella</p>	<p>roccia</p>	<p>perché</p>	<p>non avevano</p>	<p>i</p>	<p>soldi</p>	
<p>per</p>	<p>costruire</p>	<p>case^{+s}</p>	<p>di</p>	<p>mattoni.⁺</p>		
<p>Le</p>	<p>persone</p>	<p>ricche</p>	<p>vivevano</p>	<p>nelle</p>	<p>case^{+s}</p>	
<p>di</p>	<p>mattoni.⁺</p>					



Oggi 	nessuno 	vive 	dentro 	le 	case ^{+s} 
nella 	roccia. 				
Molte 	persone 	vengono 	a 	Matera 	
per 	vedere 	le 	case ^{+s} 	nella 	roccia. 




Gli



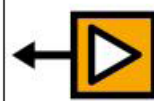
oggetti



antichi



del



Museo Ridola



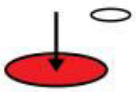
Le



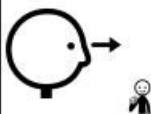
vetrine dei timbri per il pane




Qui



vedi



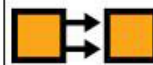
dei




timbri



per



il



pane.



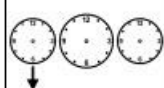
Molto



tempo



fa



le



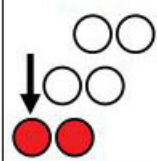
persone



usavano



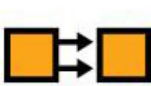
questi



timbri




per




scrivere



il




loro



nome




sul




pane



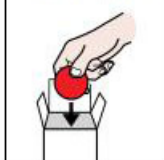
prima



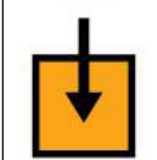
di



metterlo


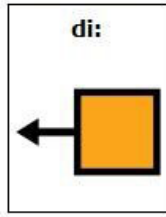
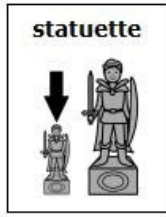
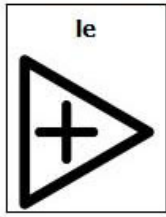
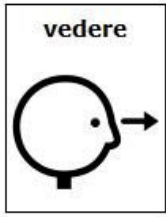
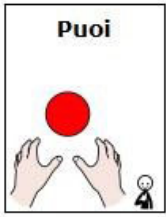

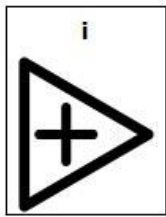
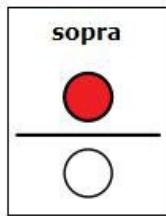
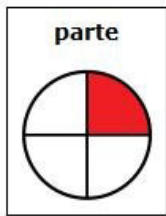
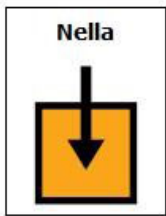


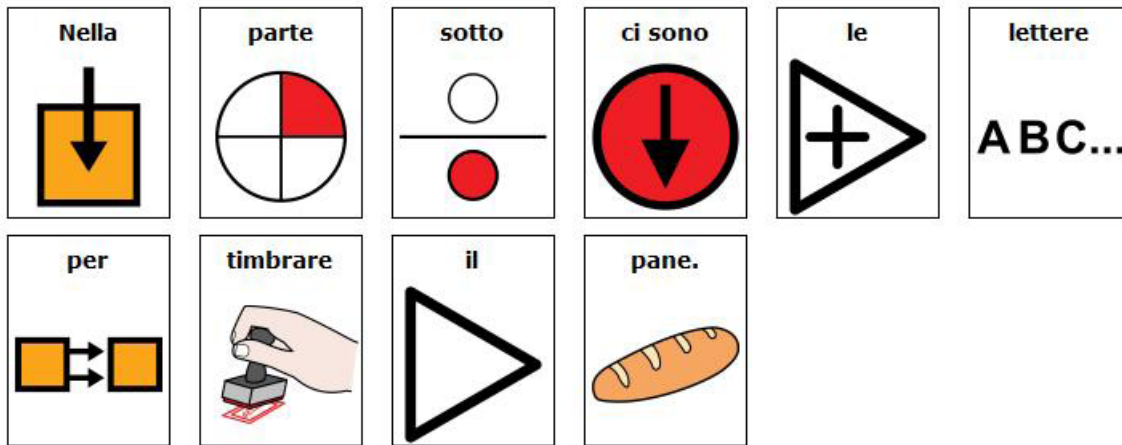
nel



forno.







E

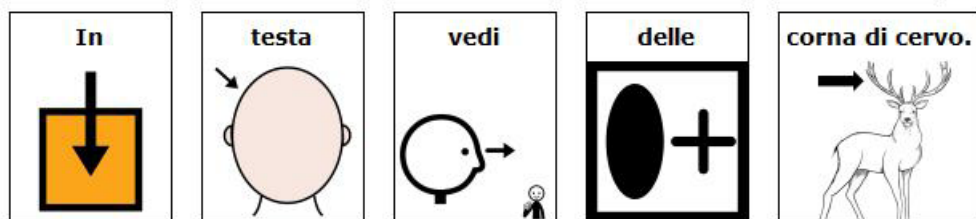
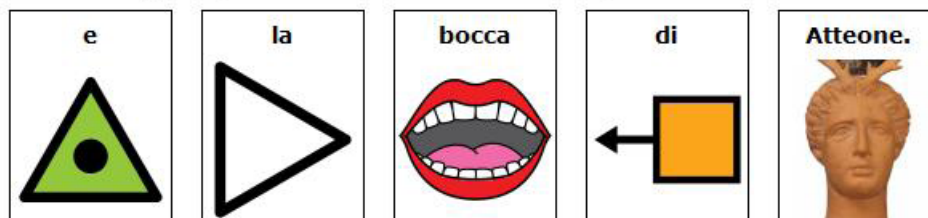
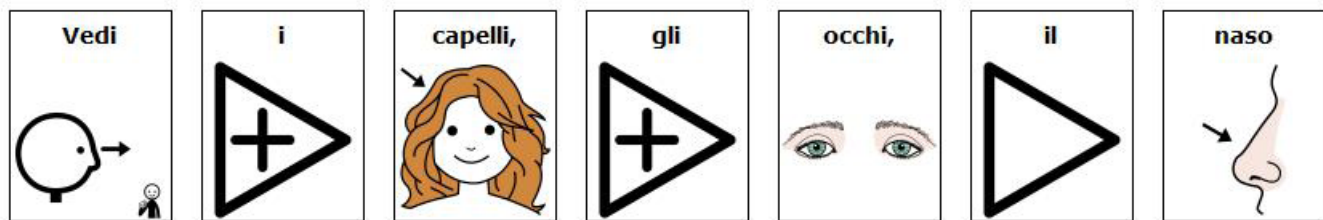

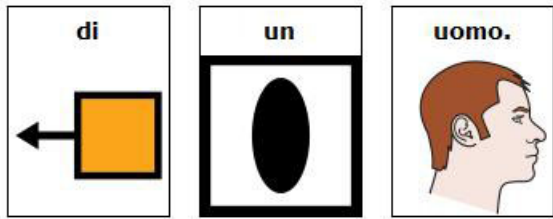
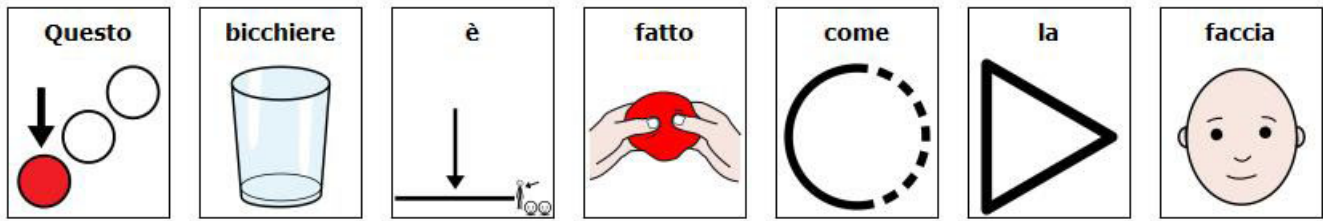
MG

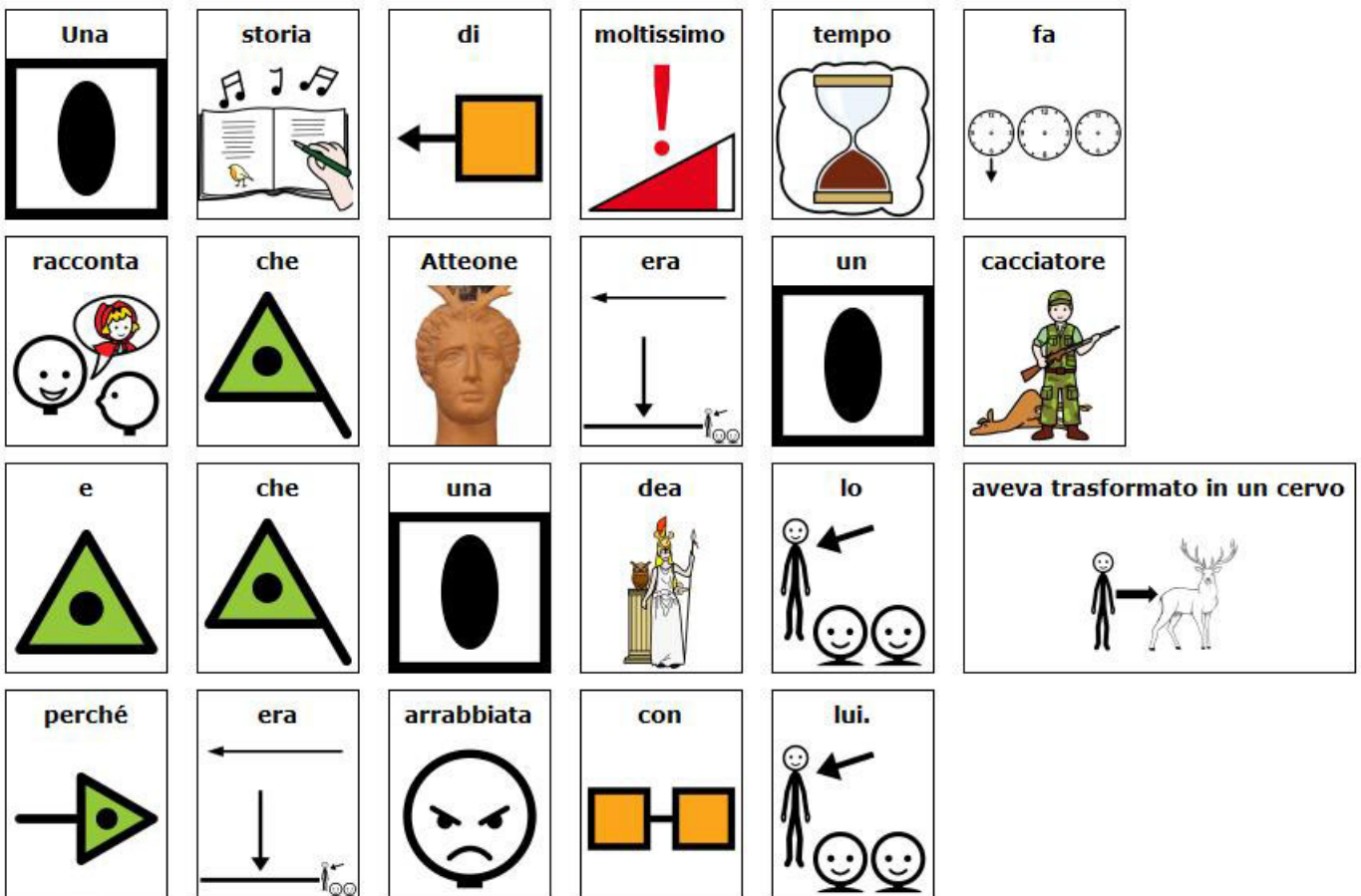
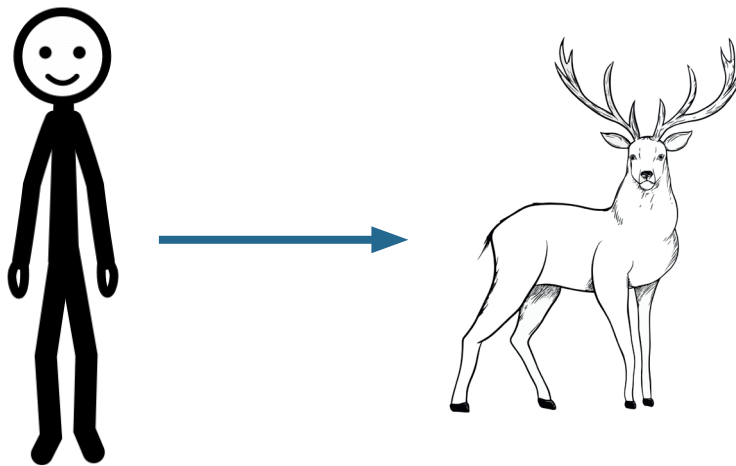
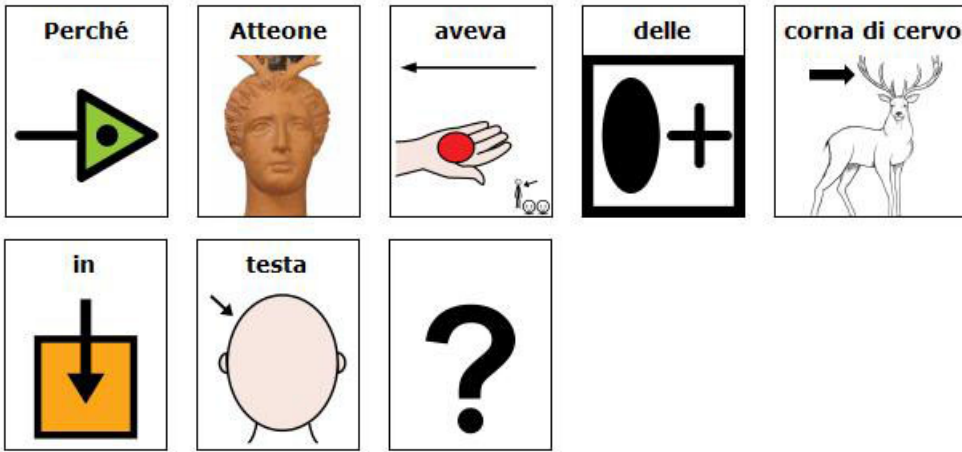


Rhyton con testa di Atteone



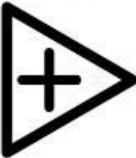

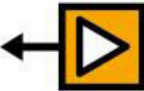


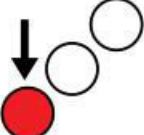

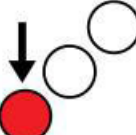

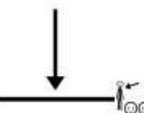
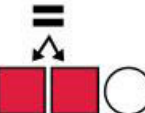
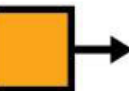
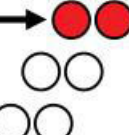







<p>Questo</p>	<p>è</p>	<p>un</p>	<p>bicchiere</p>	<p>di</p>	<p>terracotta.</p>
<p>Moltissimo</p>	<p>tempo</p>	<p>fa</p>			
<p>le</p>	<p>persone</p>	<p>usavano</p>	<p>il</p>	<p>rhyton con la testa di Atteone</p>	
<p>per</p>	<p>bere</p>	<p>vino</p>	<p>e</p>	<p>acqua.</p>	

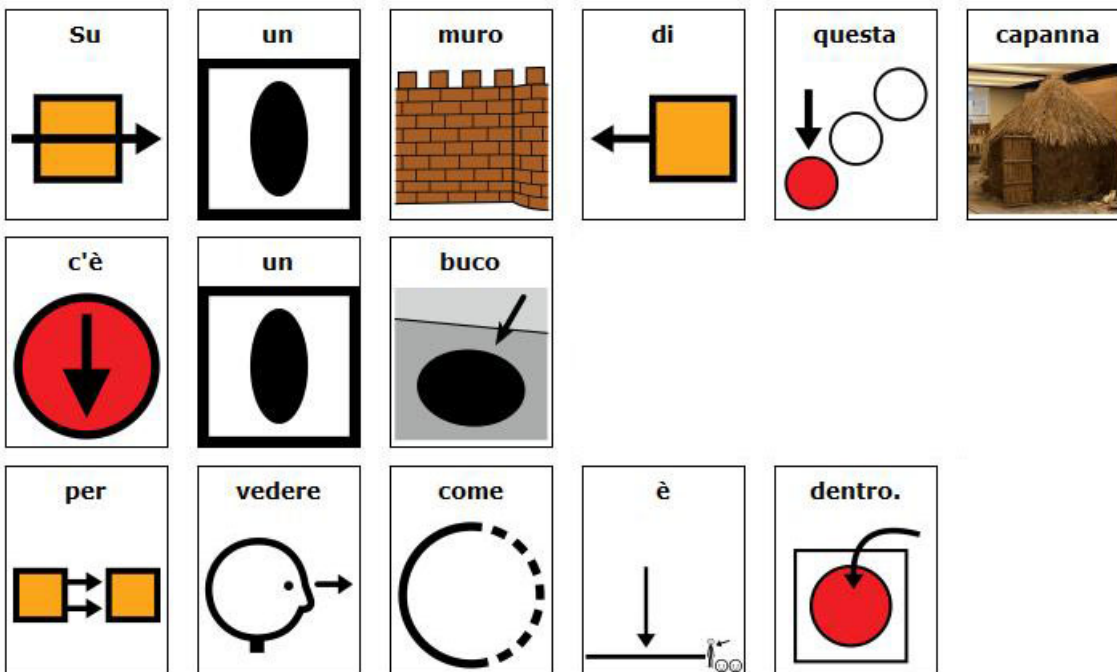
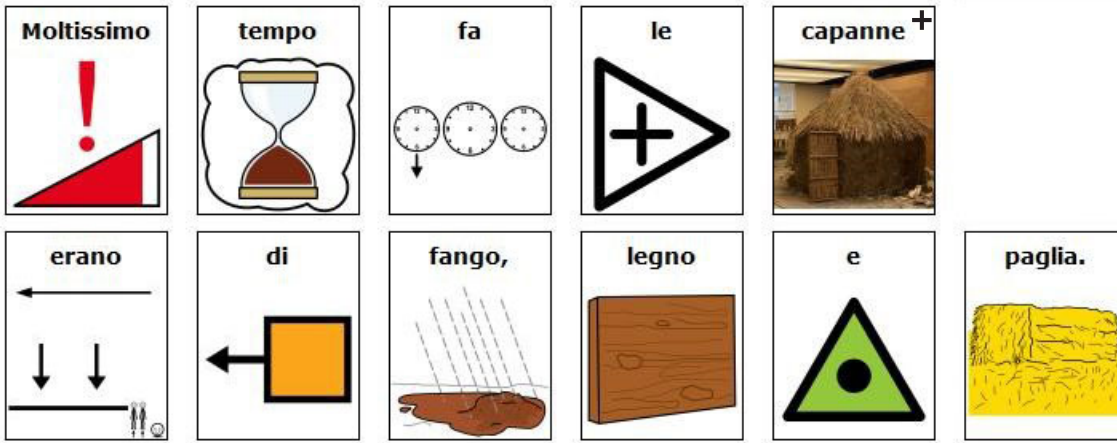




<p>La</p> 	<p>capanna</p> 
---	--

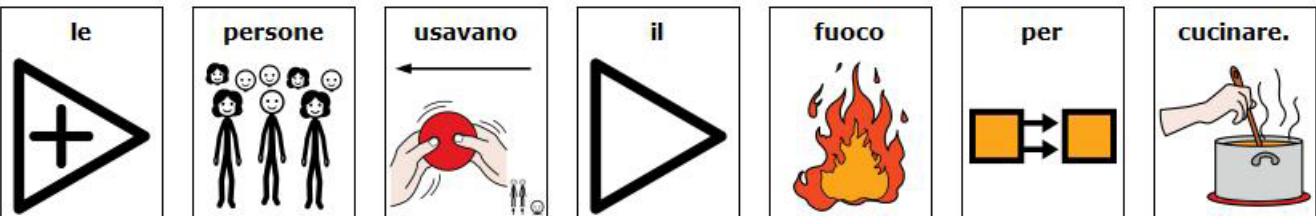
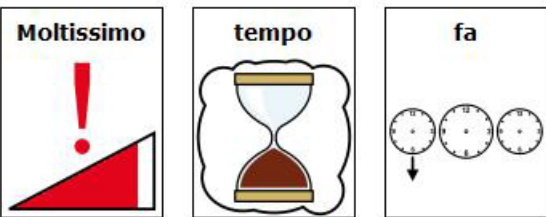
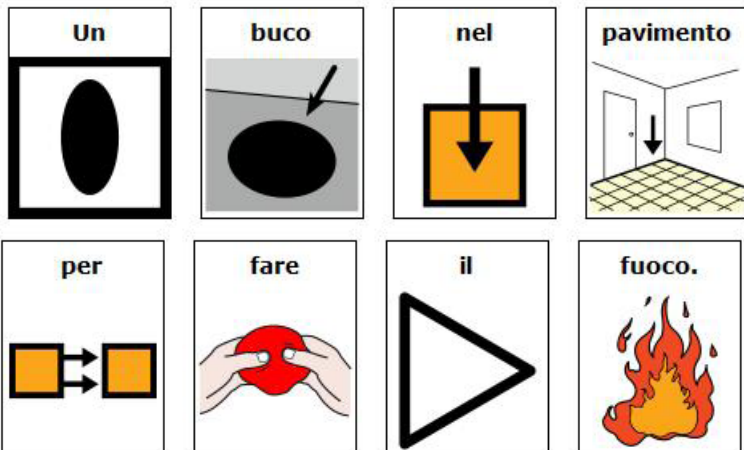


<p>Gli</p> 	<p>archeologi</p> 	<p>del</p> 	<p>Museo Ridola</p> 	<p>hanno costruito</p> 	<p>questa</p> 	<p>capanna.</p> 
<p>Questa</p> 	<p>capanna</p> 	<p>è</p> 	<p>uguale</p> 	<p>a</p> 	<p>quelle</p> 	
<p>dove</p> 	<p>vivevano</p> 	<p>le</p> 	<p>persone</p> 	<p>moltissimo</p> 	<p>tempo</p> 	<p>fa.</p> 





1



2

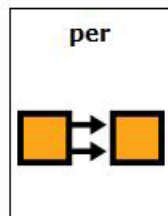
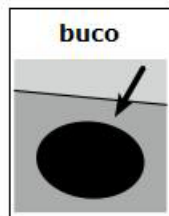
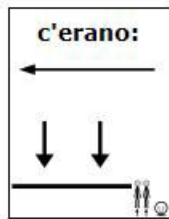
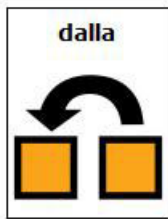
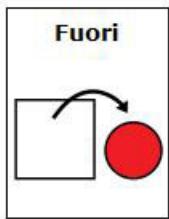



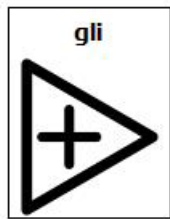
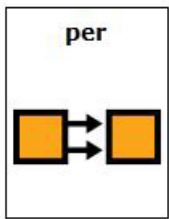
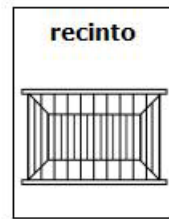
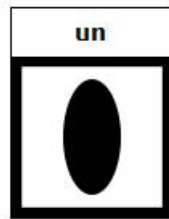
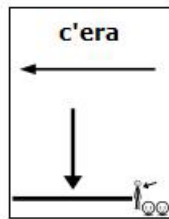
Pochi 	mobili 	e 	degli 	oggetti 	per 	bere
e 	mangiare. 					

3









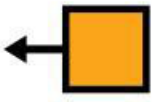


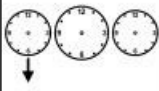
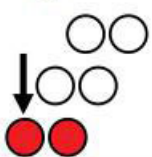
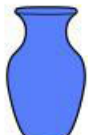
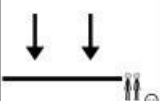


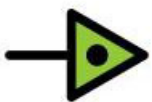



Delle 	coperte 	e 	delle 	pellicce 	per 	coprirsi.
------------------	--------------------	--------------	------------------	---------------------	----------------	----------------------

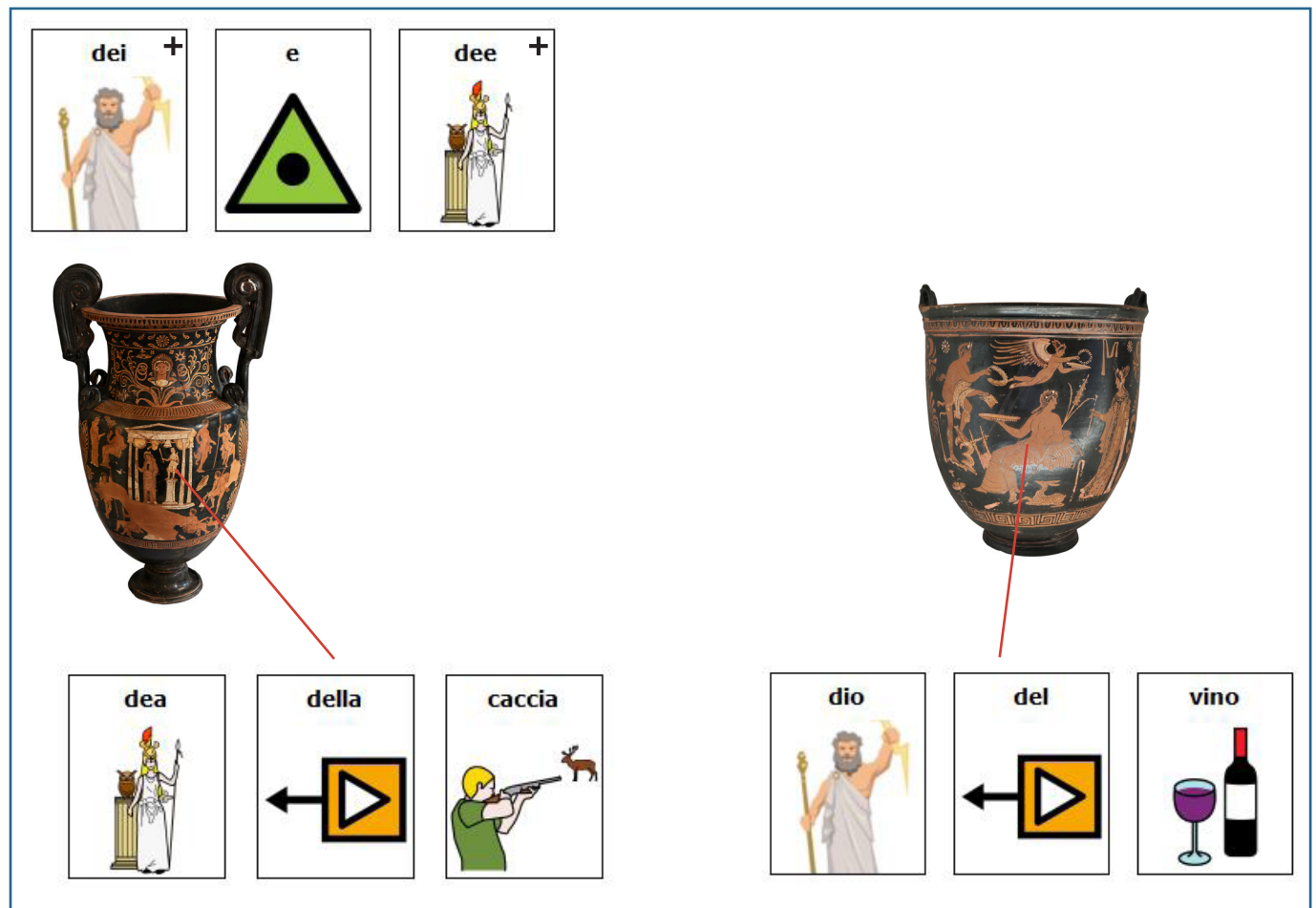
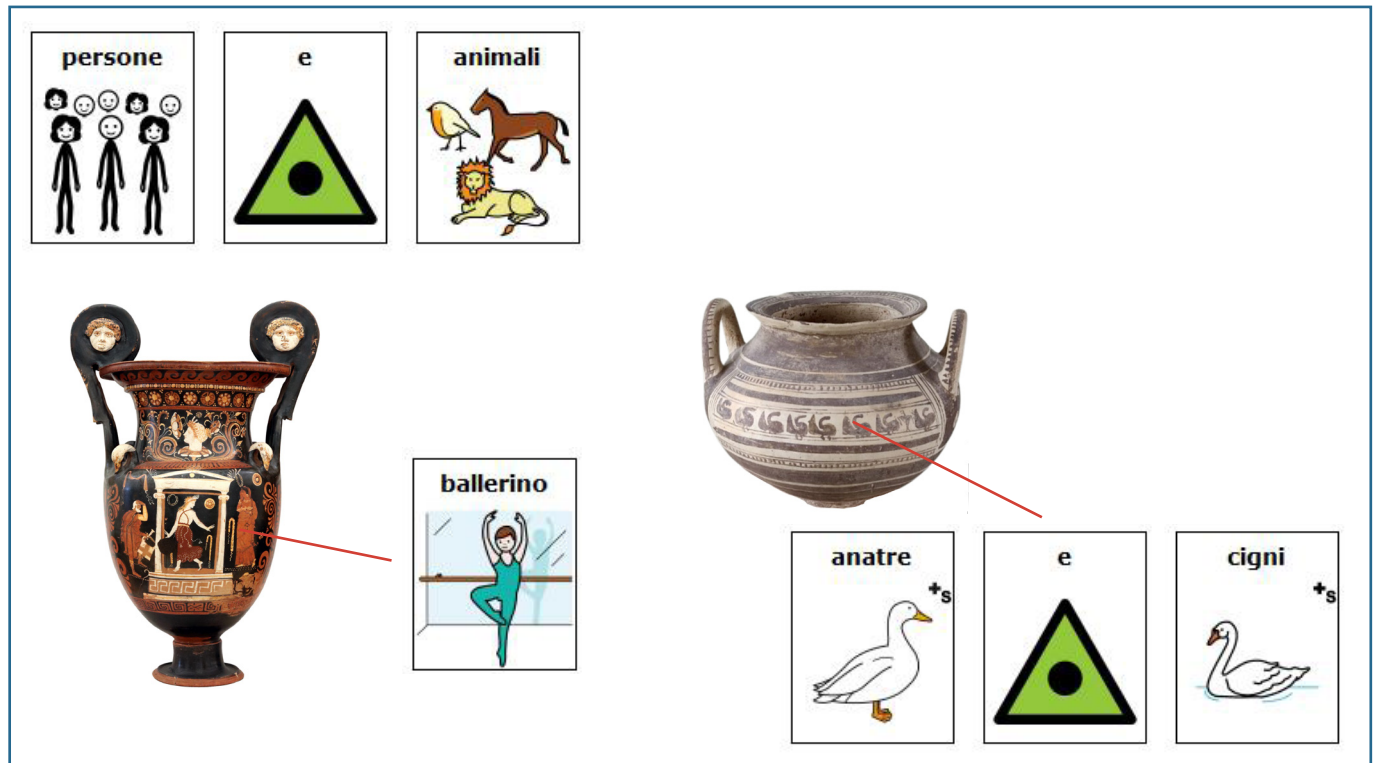


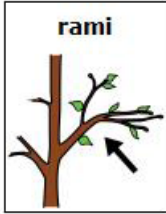



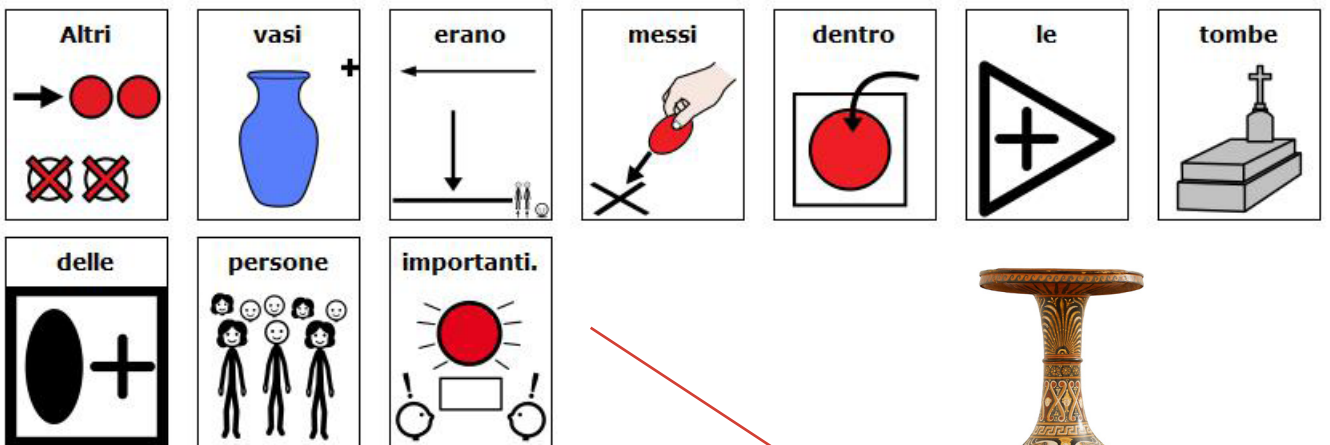
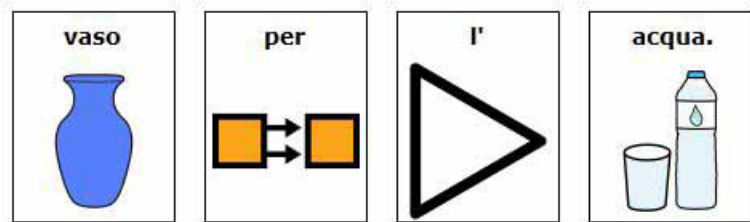
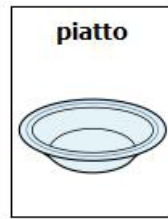
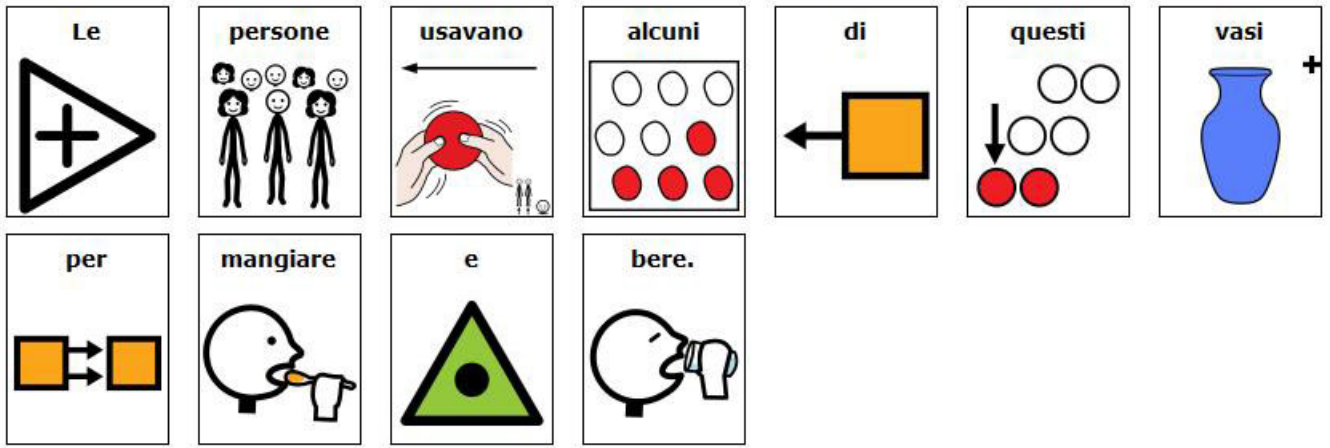
I 	vasi + 	del 	Museo Ridola 
--	---	--	---



Dentro 	il 	Museo Ridola 	ci sono 	molti 	vasi + 
di 	moltissimo 	tempo 	fa. 		
Questi 	vasi + 	sono 	molto 	belli 	
perché 	hanno 	molti 	disegni. + 		




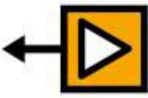

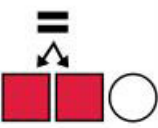
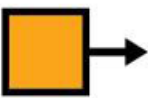
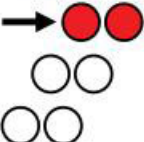
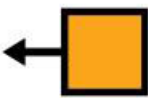





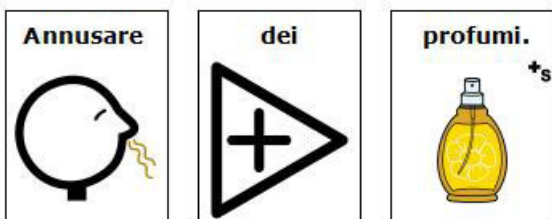
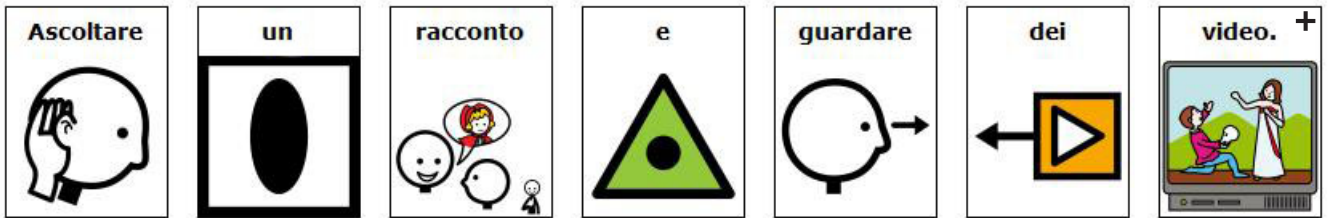


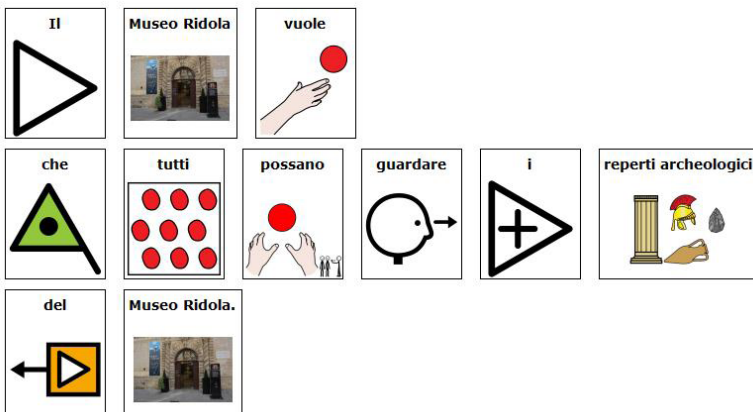
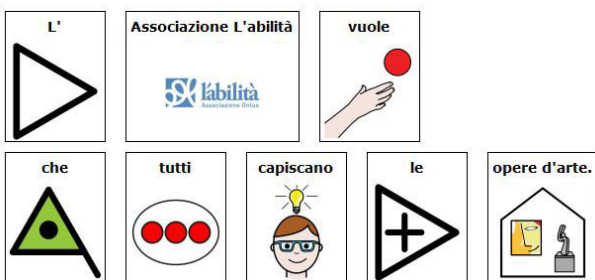
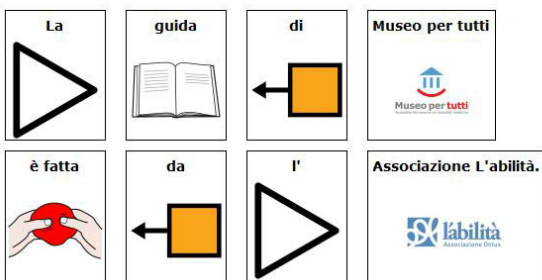
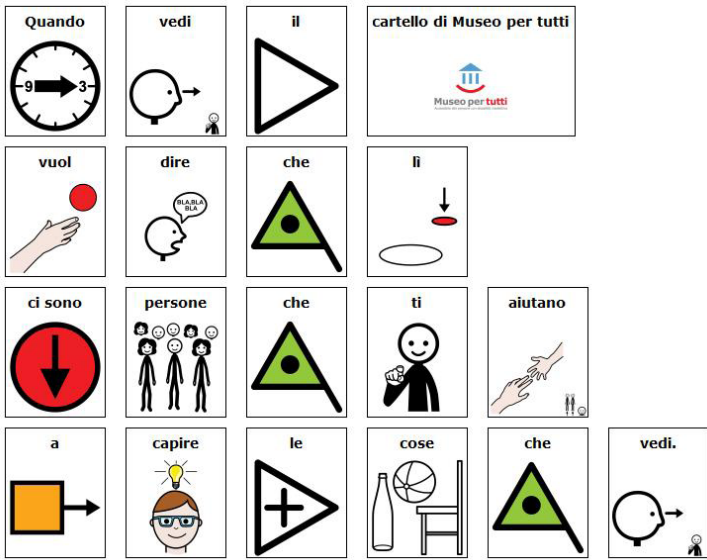
<p>Le</p> 	<p>sale di Tiresia</p> 
---	--

<p>Nelle</p> 	<p>sale di Tiresia</p> 	<p>puoi:</p> 
--	--	--



<p>Toccare</p> 	<p>degli</p> 	<p>oggetti</p> 				
<p>uguali</p> 	<p>a</p> 	<p>quelli</p> 	<p>di</p> 	<p>moltissimo</p> 	<p>tempo</p> 	<p>fa.</p> 





MUSEO PER TUTTI
IDEATO E REALIZZATO DA



La Nuova Cultura della Disabilità

per informazioni
www.museopertutti.org
museopertutti@labilita.org